

KASURI HILLS

BY: TOBY LISCHKO



FINISHED QUILT "61 1/2 X 71 1/2"

FREE PATTERN AVAILABLE AT
WWW.HOFFMANFABRICS.COM

Kasuri Hills

Hoffman Kasuri collection

Designed by Toby Lischko
on EQ6

Quilt size: 62 1/4" x 72 1/4"

Block size: 10"

FABRIC REQUIREMENTS:

1/2 yard of each of the following: **F3000 Indigo, F3001 Earth, F3003 Earth, F3003 Indigo, F3004 Earth, F3004 Indigo, F3005 Earth** for blocks
1 1/4 yards **F3000 Earth** for border #2
1 1/4 yards **F3005 Indigo** for blocks, border #1, and binding
1 1/2 yards **F3001 Alabaster**
1 1/2 yards **F3002 Alabaster**
3 7/8 yards any of the **Kasuri** collection for backing
66" x 76" batting

PLEASE READ ALL INSTRUCTIONS BEFORE BEGINNING

- Some knowledge of working with curves is helpful for this pattern.
- An accurate 1/4" seam is essential to the piecing of this quilt. All seams are sewn with 1/4" seams.
- When making templates, make a copy of the original, cut out the paper template and tape it to the template plastic, instead of tracing it, then cut out. It will create a more accurate template. Be sure to include the outside line when cutting, this is your thread's width.
- When printing pattern, set page scaling to "none".

CUTTING INSTRUCTIONS: (WOF = width of fabric)

F3000 Indigo, F3001 Earth, F3003 Earth, F3003 Indigo, F3004 Earth, and F3005 Indigo: Cut (1) 5 1/4" x WOF from each. With template A, cut (8) from each.

Cut (1) 5 1/2" x WOF from each. With template B cut (8) from each. *Rotate template to get more per strip.*

F3004 Indigo, F3005 Earth: Cut (1) 5 1/4" x WOF from each. With template A, cut (6) from each.

Cut (1) 5 1/2" x WOF from each. With Template A cut (6) from each.

F3001 Alabaster, F3002 Alabaster: Cut (4) 5 1/4" x WOF from each. With template A cut (30) from each.

CUTTING INSTRUCTIONS CONT'

Cut (3) 5 1/2" x WOF from each. With template B cut (30) from each.

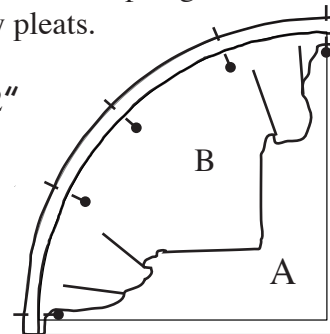
F3005 Indigo: Cut (6) 1 3/4" strips x WOF for border #1.

Cut (7) 2 1/4" strips x WOF for binding

F3000 Earth: Cut (7) 5" x WOF for border #2

CONSTRUCTION:

Sew A to B with the B piece on top, matching centers and ends, making sure to keep edges even and sewing slowly to avoid any pleats.



Units 1 & 2 = 5 1/2"

Unit 1 (make 60 total)

1. Make **four** each of the following pairs: A **Earth F3004, F3003, and F3001** to B **F3002 Alabaster**. Press to B.

A **Indigo F3003, F3000, and F3005**

to B **F3002 Alabaster**. Press to A.

A **Earth F3004, F3003, and F3001** to B **F3001 Alabaster**. Press to A.

A **Indigo F3003, F3000, and F3005** to B **F3001 Alabaster**. Press to B.

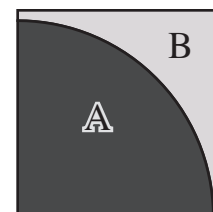
2. Make **three** each of the following pairs:

A **F3005 Earth** to B **F3002 Alabaster**. Press to B.

A **F3004 Indigo** to B **F3002 Alabaster**. Press to A.

A **F3005 Earth** to B **F3001 Alabaster**. Press to A.

A **F3004 Indigo** to B **F3001 Alabaster**. Press to B.

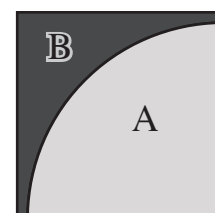


Unit 2 (make 60 total)

3. Make **four** each of the following pairs:

A **F3002 Alabaster** to B **Earth F3004, F3003, and F3001**.

Press to A.



Unit 2 continued:

(Make **four** each of the following pairs)

A **F3002 Alabaster** to B **Indigo F3003, F3000, and F3005**. Press to B.

A **F3001 Alabaster** to B **Earth F3004, F3003, and F3001**. Press to B.

A **F3001 Alabaster** to B **Indigo F3003, F3000, and F3005**. Press to A.

4. Make **three** each of the following pairs:

A **F3002 Alabaster** to B **F3005 Earth**. Press to A.

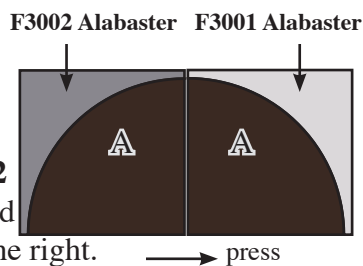
A **F3002 Alabaster** to B **F3004 Indigo**. Press to B

A **F3001 Alabaster** to B **F3005 Earth**. Press to B.

A **F3001 Alabaster** to B **F3004 Indigo**. Press to A.

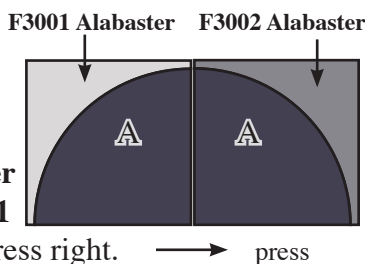
Unit 3a (make 15)

5. Sew two **Earth** Unit 1 together, matching A fabrics, keeping B **F3002 Alabaster** on the left and B **F3001 Alabaster** on the right. Press right.



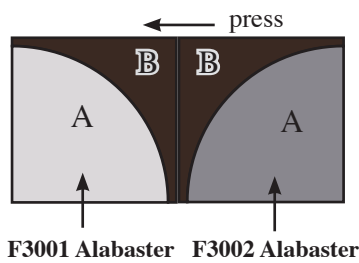
Unit 3b (make 15)

6. Repeat step 5 with 2 **Indigo** Unit 1 except place B **F3002 Alabaster** on the right and B **F3001 Alabaster** on the left. Press right.



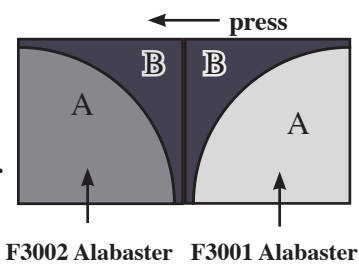
Unit 4a (make 15)

7. Sew two **Earth** Unit 2 together, matching B fabrics, keeping A **F3002 Alabaster** on the right and B **F3001 Alabaster** on the left. Press left.



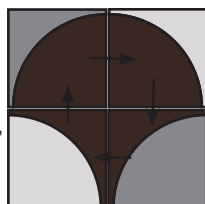
Unit 4b (make 15)

8. Repeat step 7 with 2 **Indigo** Unit 2 except place A **F3002 Alabaster** on the left and A **F3001 Alabaster** on the right. Press left.



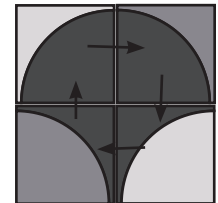
Block A

9. Sew Unit 3a and Unit 4a together, matching dark fabrics to create a block. Press seams clockwise.



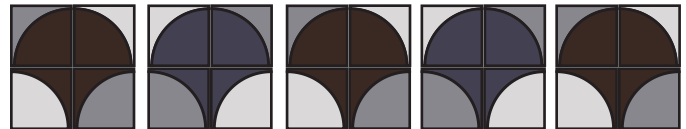
Block B

10. Sew Unit 3b and Unit 4b together matching dark fabrics to create a block. Press seams clockwise



QUILT CONSTRUCTION:

11. Starting with Block A **F3004 Earth**, and alternating with Block B **F3003 Indigo**, Block A **F3003 Earth**, Block B **F3000 Indigo**, and Block A **F3001 Earth**, sew together to create row 1. Press seams to the right.



12. Start row 2 with Block B **F3005 Indigo**, Block A **F3005 Earth**, Block B **F3004 Indigo**, Block A **F3004 Earth**, and Block B **F3003 Indigo**. Press left.



13. Continue in this manner for 4 more rows, continuing the same order of the colors. Odd rows will start with Earth, even will start with Indigo. Press rows in opposite direction.

14. Sew rows together. Press in one direction.

15. Sew the (6) 1 3/4" **F3005 Indigo** strips together on the short ends with diagonal seams. Press open.

16. Cut (2) 60 1/2" and (2) 53" (or your own personal quilt measurement). Match centers and ends and sew 53" on sides first then 60 1/2" to top and bottom.

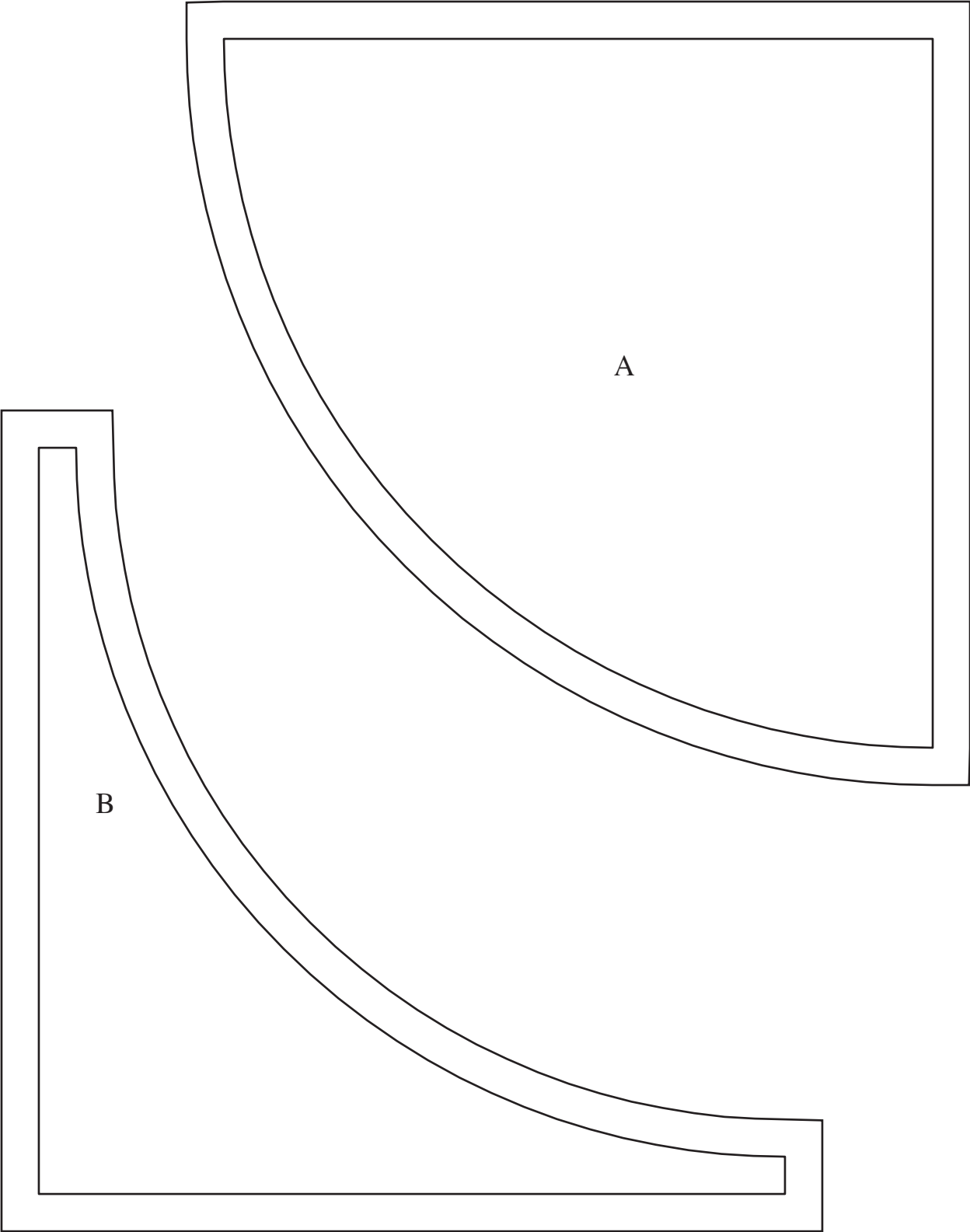
17. Sew the (7) 5" **F3000 Earth** strips together on the short ends with diagonal seams. Press open.

18. Cut (2) 63" and (2) 62" (or your own personal quilt measurement). Match centers and ends and sew the 63" borders on sides first then the 62" borders to top and bottom.

Layer backing, batting and top and quilt. Bind with the (7) 2 1/4" **F3005 Indigo** strips with a French double fold binding technique.

Templates for Kasuri Hills

Make a copy and keep originals



Kasuri Hills
by Toby Lischko
for
Hoffman California Fabrics
Finished Quilt 57" x 75"



F3004 58-EARTH



F3004 68-INDIGO



F3002 24-ALABASTER



F3001 58-EARTH



F3003 68-INDIGO



F3001 24-ALABASTER



F3003 58-EARTH



F3005 58-EARTH



F3000 68-INDIGO



F3005 68-INDIGO



F3000 58-EARTH